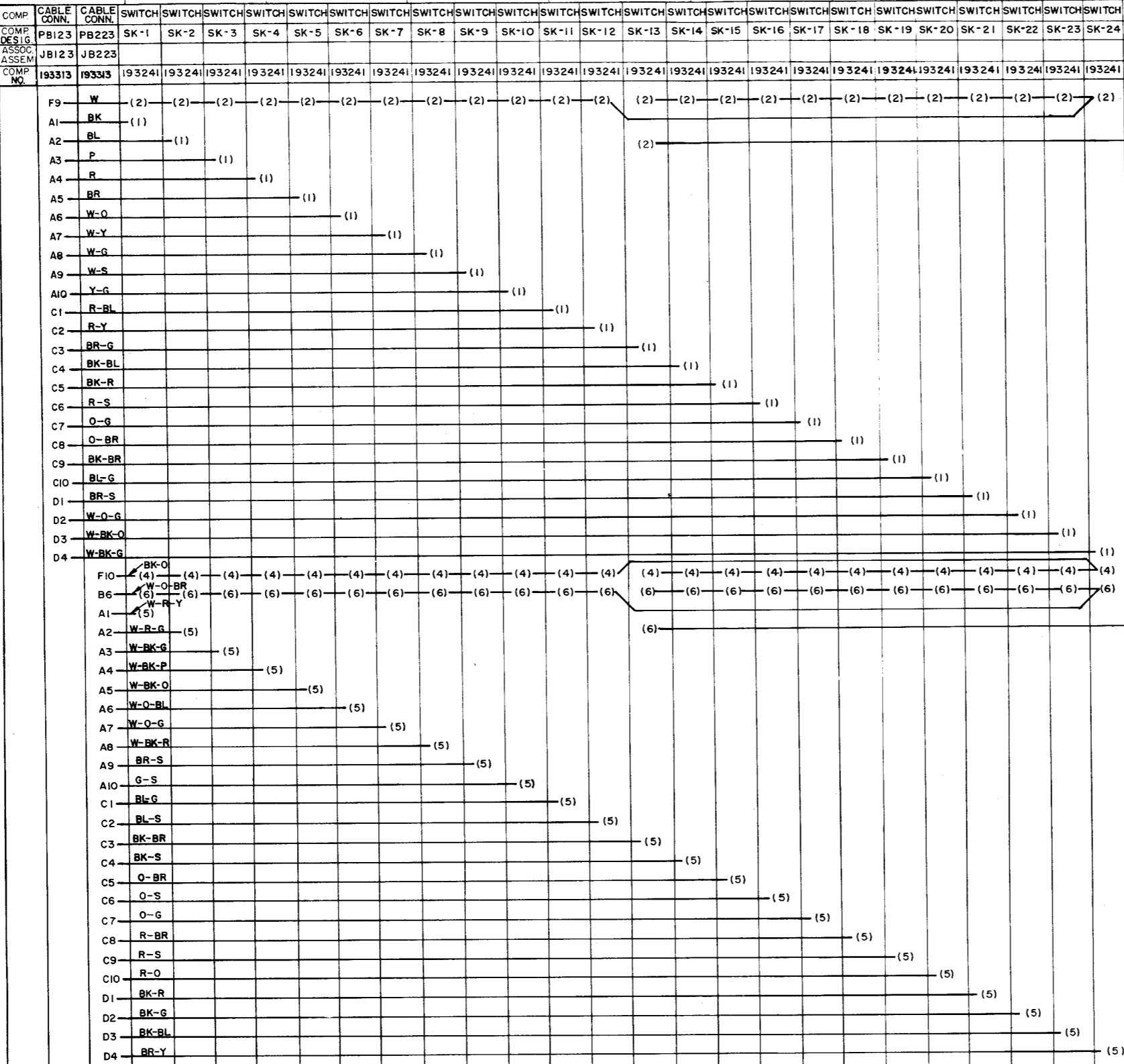


| REVISIONS | | |
|-----------|---------|-----------|
| ISSUE | DATE | AUTH. NO. |
| 2 | 7-6-64 | B2102 |
| 3 | 8-31-64 | B2490 |

NO. NOTES
REFER TO SHEET 5 OF 5 FOR NOTES.



2/SK25-(2)

2/SK 25-(6)

RTTY ELECTRONICS
TELETYPE-Sales-Service-Parts
PO Box 20101 El Sobrante, Ca.
94820. (510)222-3102
mr_rtty@pacbell.net

SHEET 1 OF 5

ACTUAL WIRING
DIAGRAM
FOR
CONTROL PANEL

ASSEM. NO. 193205

APPROVALS

D AND R E OF M

E-NUMBER

PROD. NO. 5757 WD

DATE 8-23-63

P.D. FILE NO. 33-A25AA

DRAWN H.D.S. CHKD. #

ENGD. S.P. APPD. *APR*

TELETYPE CORPORATION


5757 WD

| REVISIONS | | |
|-----------|---------|-----------|
| ISSUE | DATE | AUTH. NO. |
| 2 | 7-6-64 | 82102 |
| 3 | 8-31-64 | 82490 |

NO. NOTES

| COMP. DESIG. | CABLE CONN. | SWITCH | SWITCH | SWITCH | SWITCH | SWITCH | SWITCH | SWITCH | SWITCH | SWITCH | SWITCH | SWITCH | SWITCH | SWITCH | SWITCH | SWITCH | SWITCH | SWITCH | SWITCH | SWITCH | SWITCH | SWITCH | SWITCH | SWITCH | SWITCH |
|-------------------------|-------------|--------|--------|--------|--------|--------|--------|--------|--------|--------|--------|--------|--------|--------|--------|--------|--------|--------|--------|--------|--------|--------|--------|--------|--------|
| PBI23 | PB223 | SK-25 | SK-26 | SK-27 | SK-28 | SK-29 | SK-30 | SK-31 | SK-32 | SK-33 | SK-34 | SK-35 | SK-36 | SK-37 | SK-38 | SK-39 | SK-40 | SK-41 | SK-42 | SK-43 | SK-44 | SK-45 | SK-46 | SK-47 | SK-48 |
| ASSOC. ASSEM. COMP. NO. | JB123 | JB223 | | | | | | | | | | | | | | | | | | | | | | | |
| | 193313 | 193313 | 193241 | 193241 | 193241 | 193241 | 193241 | 193241 | 193241 | 193241 | 193241 | 193241 | 193241 | 193241 | 193241 | 193241 | 193241 | 193241 | 193241 | 193241 | 193241 | 193241 | 193241 | 193241 | 193241 |

REFER TO SHEET 5 OF 5 FOR NOTES.



1/SK13-(2)

1/SK13-(6)

ACTUAL WIRING DIAGRAM FOR CONTROL PANEL

ASSEM. NO. 193205

APPROVALS

D AND R E OF M
 10/12/64

E-NUMBER

PROD. NO. 5757 WD


DATE 8-23-63

P.D. FILE NO. 33-A25AA

DRAWN H.D.S. CHKD. *[Signature]*

ENGD. S.P. APPD. *[Signature]*

TELETYPE CORPORATION



| | | |
|-----------|---------|-----------|
| 5757 WD | | |
| REVISIONS | | |
| ISSUE | DATE | AUTH. NO. |
| 2 | 7-6-64 | 82102 |
| 3 | 8-31-64 | 82490 |

SHEET 3 OF 5

ACTUAL WIRING
DIAGRAM
FOR
CONTROL PANEL

ASSEM. NO. 193205

APPROVALS

D AND R E OF M

E-NUMBER

PROD. NO. 5757 WD

DATE 8-23-63

P.D. FILE NO. 33-A25AA

DRAWN H.D.S. CHKD *[Signature]*


ENGD S.P. APPD *[Signature]*

TELETYPE CORPORATION

5757 WD

| REVISIONS | | |
|-----------|---------|-----------|
| ISSUE | DATE | AUTH. NO. |
| 2 | 7-6-64 | 82102 |
| 3 | 8-31-64 | 82490 |

| NO. | NOTES | COMP. CABLE CONN. | SOCKET XDS25 | SOCKET XDS26 | SOCKET XDS27 | SOCKET XDS28 | SOCKET XDS29 | SOCKET XDS30 | SOCKET XDS31 | SOCKET XDS32 | SOCKET XDS33 | SOCKET XDS34 | SOCKET XDS35 | SOCKET XDS36 | SOCKET XDS37 | SOCKET XDS38 | SOCKET XDS39 | SOCKET XDS40 | SOCKET XDS41 | SOCKET XDS42 | SOCKET XDS43 | SOCKET XDS44 | SOCKET XDS45 | SOCKET XDS46 | SOCKET XDS47 | SOCKET XDS48 |
|-----|----------------------------------|-------------------|--------------|--------------|--------------|--------------|--------------|--------------|--------------|--------------|--------------|--------------|--------------|--------------|--------------|--------------|--------------|--------------|--------------|--------------|--------------|--------------|--------------|--------------|--------------|--------------|
| | REFER TO SHEET 5 OF 5 FOR NOTES. | PB223 | | | | | | | | | | | | | | | | | | | | | | | | |
| | | JB223 | | | | | | | | | | | | | | | | | | | | | | | | |
| | | 193313 | 193241 | 193241 | 193241 | 193241 | 193241 | 193241 | 193241 | 193241 | 193241 | 193241 | 193241 | 193241 | 193241 | 193241 | 193241 | 193241 | 193241 | 193241 | 193241 | 193241 | 193241 | 193241 | 193241 | 193241 |



SHEET 4 OF 5

ACTUAL WIRING DIAGRAM FOR CONTROL PANEL

ASSEM. NO. 193205

APPROVALS

D AND R E OF M

E-NUMBER

PROD. NO. 5757 WD

DATE 8-23-63

P.D. FILE NO. 33-A25AA

DRAWN H.D.S. CHKD. S.P.

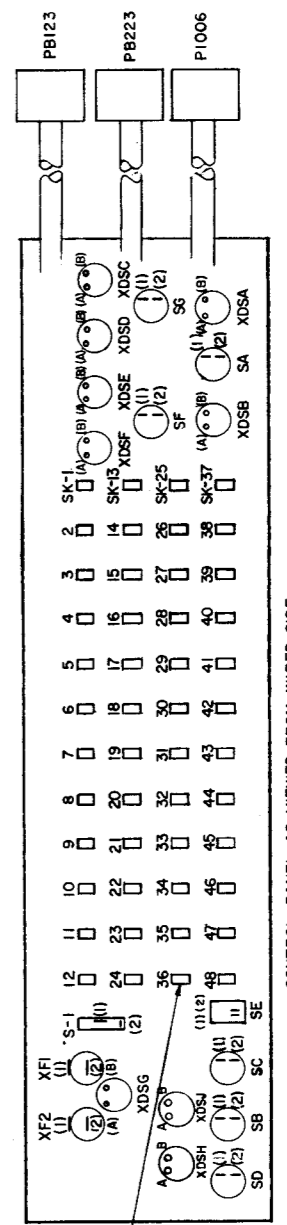

ENGD. S.P. APPD.

TELETYPE CORPORATION

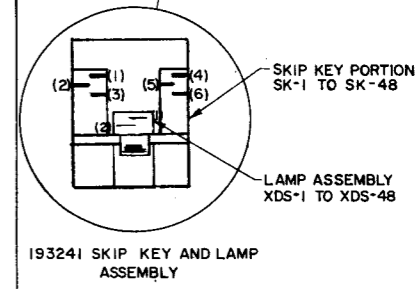
5757 WD

| REVISIONS | | |
|-----------|----------|-----------|
| ISSUE | DATE | AUTH. NO. |
| 1 | 7-6-64 | 82102 |
| 2 | 8-31-64 | 82490 |
| 3 | 11-17-64 | 83662 |
| 4 | 5-18-65 | 86981 |
| 5 | 3-20-65 | 87295 |

1. REFER TO 5756WD FOR SCHEMATIC.
2. ALL VOLTAGES DC UNLESS OTHERWISE SPECIFIED.
3. ○ INDICATES SHIELDED WIRE 24 AWG. UNLESS OTHERWISE SPECIFIED.
4. TERMINAL DESIGNATIONS ENCLOSED IN PARENTHESES ARE FOR REFERENCE ONLY AND ARE NOT MARKED ON COMPONENT.
5. ALL SURFACE WIRE 24 AWG. GREEN, 31784RM, UNLESS OTHERWISE SPECIFIED.
6. ALL STRAPPING WIRE 24 AWG. BARE, 39603RM. USE SLEEVING WHERE REQUIRED. DO NOT PULL TAUT BETWEEN TERMINALS.
7. SPARE WIRE IN CABLE CONN. J1006
C1 - W-O-BR
B10 - W-R-BL
8. COLOR CODE CHART:
W - WHITE P - PURPLE
R - RED BR - BROWN
O - ORANGE Y - YELLOW
S - SLATE BL - BLUE
G - GREEN BK - BLACK
9. PAGE COMPONENT DISTANT TERMINATING POINT. DISTANT TERMINATING DESIGNATION.
2 / SK 25-(2)



CONTROL PANEL AS VIEWED FROM WIRED SIDE



ACTUAL WIRING DIAGRAM FOR CONTROL PANEL

ASSEM. NO. 193205

APPROVALS

D AND R E OF M

E - NUMBER

PROD. NO. 5757 WD

DATE 8-23-63

P.D. FILE NO. 33-A25AA

DRAWN H.D.S. CHKD. *[Signature]*

ENGD. S.P. APPD. *[Signature]*

TELETYPE CORPORATION