

D PLASTIC ANCHOR

1. GENERAL

1.01 D plastic anchors equipped with wood screws are intended for making indoor or outdoor attachments to masonry surfaces.



Outdoor use requires a galvanized wood screw.

1.02 These anchors are available in three sizes and four designs (Fig. 1, 2, 3, and 4).

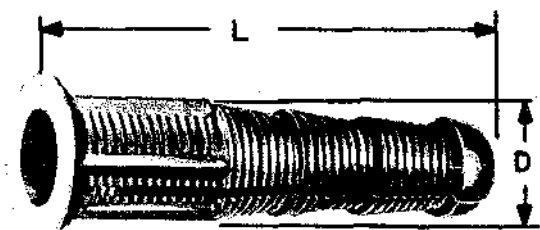


Fig. 1




Fig. 3

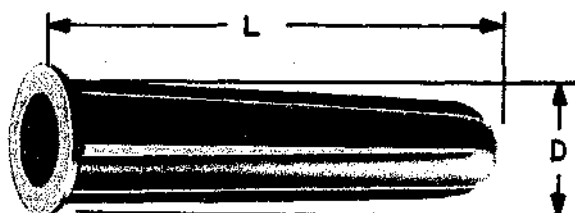


Fig. 2




Fig. 4

1.03 Table A contains anchor size number, length, and diameter of anchors and required wood screw.

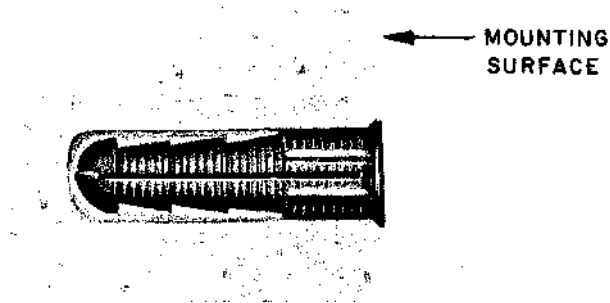
TABLE A

Anchor Size No.	Wood Screw Size No.	Fig.	Dimension	
			Dia	Length
			in.	
10	8 or 10	1, 2, 3	3/16	7/8
		4	3/16	1
12	10 or 12	1, 2, 3, 4	1/4	1
16	14 or 16	1, 2, 3, 4	5/16	1-1/2

2. INSTALLATION (Fig. 5)

2.01 The anchors required a predrilled hole. The diameter and depth of the predrilled hole should correspond with the diameter and length of the anchor sleeve. (See Table A.)

A — Insert anchor into the drilled hole tapping it lightly until the head is flush with the mounting surface.



B — Insert RH wood screw through the mounting hole of fixture into the anchor and turn it down until it seats firmly.

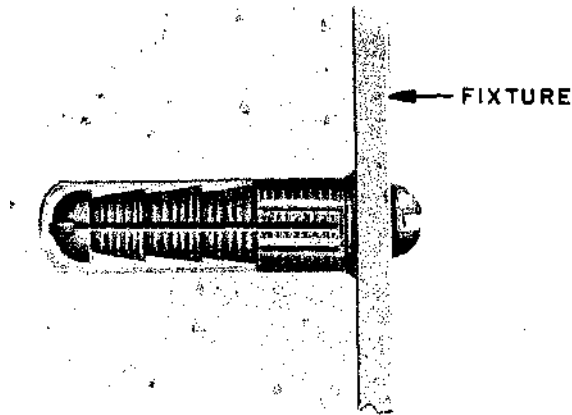


Fig. 5 — Installation